





## Temperature Sensor

### Installation Instructions

E5031 TS



Where to mount your temperature sensor.



### General:

The Clipsal E5031TS Temperature Sensor is part of the C-Bus system and should be connected in conjunction with this system only.

The E5031TS Temperature Sensor monitors the surrounding temperature, and can be used to control either heating or air-conditioning equipment in order to maintain a comfortable working temperature. The Temperature Sensor incorporates adjustable hysteresis, so that the installer can define the maximum and minimum temperature limits for regulation.

The minimum hysteresis for the E5031TS Temperature Sensor is 2 degrees celsius.

By allowing a greater temperature variation, the daily number of ON/OFF heating or conditioning (equipment) cycles can be reduced.

The E5031TS also incorporates an adjustable, selectable offset temperature of up to 30 degrees, Celsius which can be used to achieve an "economy" temperature setting which can be enabled and disabled by any other C-Bus input unit.

A programmable indicator is included on the front of the unit. This LED indicator can be used to monitor the current state of the heating, or air-conditioning equipment, or can be used to indicate when the "economy" mode is selected.

In addition to control, the ambient temperature measured by the E5031TS Temperature Sensor can be read by other devices on the C-Bus network for monitoring or logging purposes.

The C-Bus Installation Software can be used for programming all features of the E5031TS Temperature Sensor.